



2018

DECEMBER

DEPARTMENT REPORT

City of North Mankato

1001 Belgrade Avenue
North Mankato, MN 56003
(507) 625-4141
www.northmankato.com



ADMINISTRATION, PORT AUTHORITY & CITY COUNCIL

December Activities:

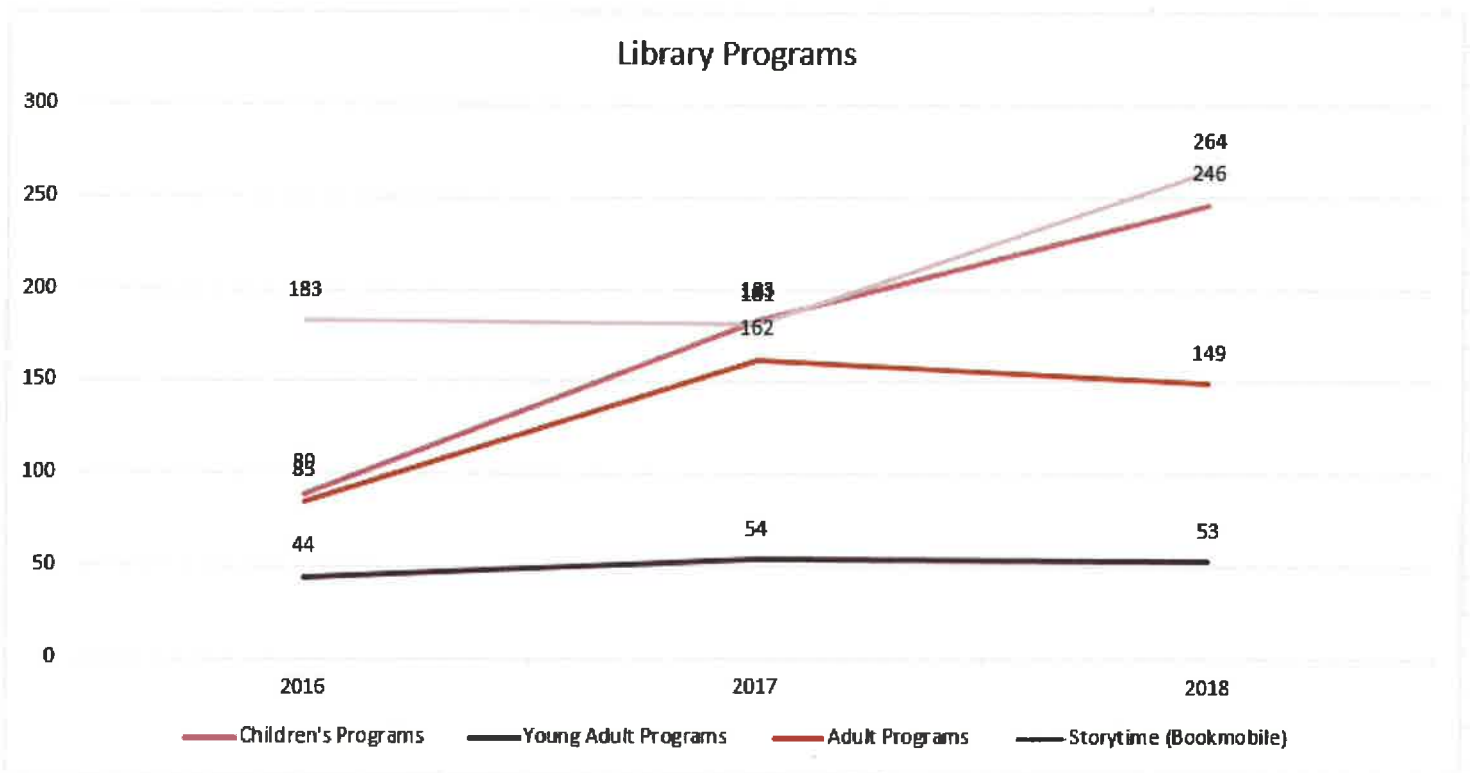
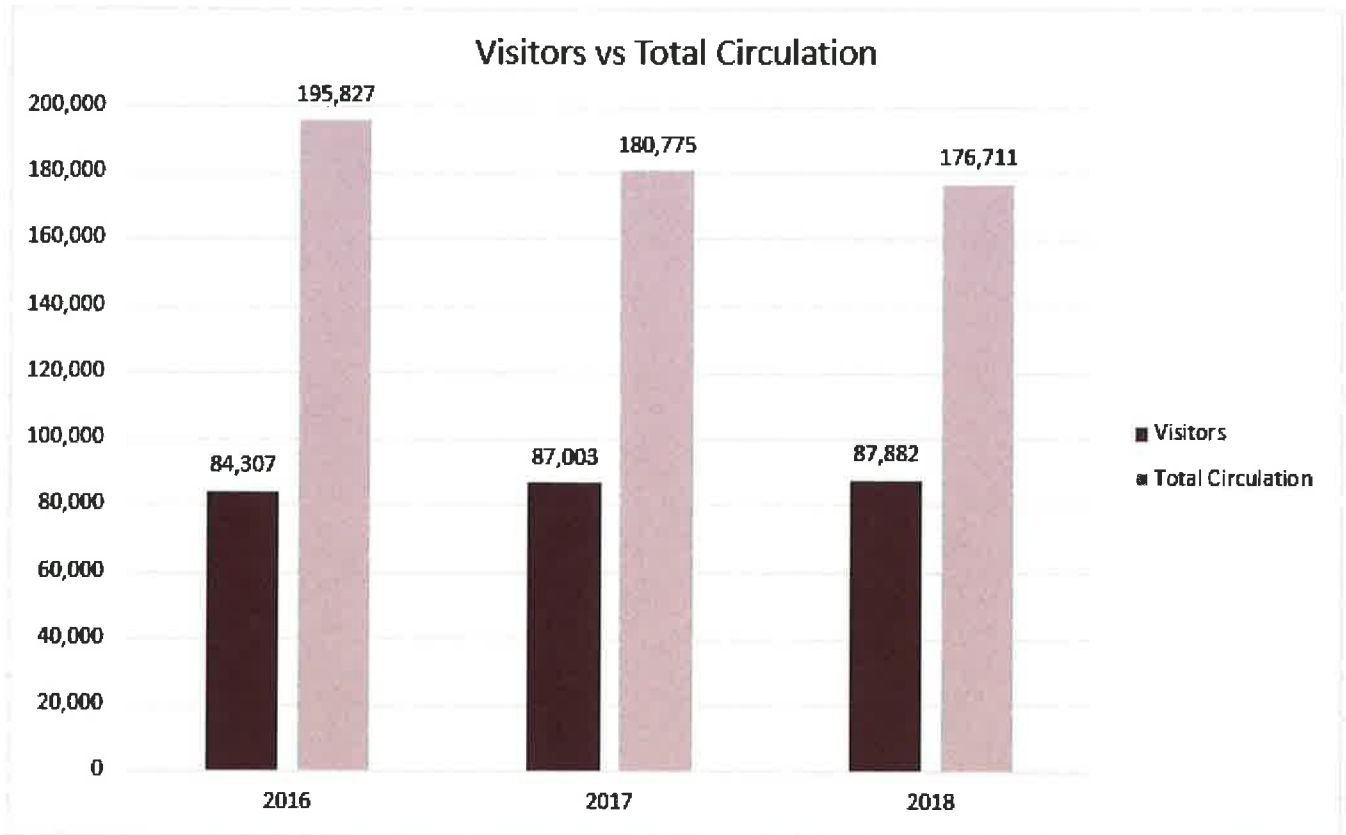
- Attended “Time to Talk” forum on race hosted by YWCA
- Met with Youth/Adult Softball Association and Soccer Association
- Attended All Seasons Arena board meeting
- Attended Blue Zones meeting
- Welcomed Team Australia to North Mankato
- Met with businesses interested in locating to Industrial Park
- Adopted 2019 budget, capital improvement plan, and tax levy
- Submitted application for round about on LorRay and Howard
- Ordered report prepared for Tyler Reconstruction

NORTH MANKATO TAYLOR LIBRARY

TAYLOR LIBRARY SUMMARY

	YEARLY GOAL	THIS MONTH	LAST MONTH	LAST YEAR	YEARLY TOTAL	% YEARLY GOAL
Visitors	87,000	5,879	5,800	5,631	87,882	101%
Interlibrary Loans	1,450	124	127	138	1,986	137%
Interlibrary loan requests outside North Kato	250	80	70	72	1,212	485%
Interlibrary loan requests from BEC	200	33	57	66	718	359%
Bookmobile Stops	909	32	75	0	828	91%
Circulation						
Library	150,000	9,429	9,118	9,506	140,663	94%
Overdrive eBook	15,000	1,054	1,024	1,018	12,389	83%
Bookmobile	20,000	929	1,633	1,013	18,238	91%
Hoopla	4,000	498	506	431	5,421	136%
Audio Books	1,500	240	263	172	2,235	149%
Movies	750	51	55	106	577	77%
TV Shows	150	32	28	21	250	167%
Music	650	55	60	56	571	88%
eBooks	550	112	99	65	870	158%
Comics	100	8	1	11	83	83%
Total Circulation	192,700	11,910	12,281	11,968	176,711	92%
Collections						
Library	5,250	360	401	367	5,743	109%
Overdrive eBook	600	62	72	71	510	85%
Bookmobile	800	70	59	65	853	107%
Discarded	-1,100	-232	-131	-191	-943	86%
Total Collection Development	5,550	260	401	312	6,163	111%
Programs						
Children's Programs	185	18	15	20	246	133%
Young Adult Programs	55	7	6	7	53	96%
Adult Programs	165	8	13	13	149	90%
Storytime (Bookmobile)	180	12	24	9	264	147%
Total Programs	585	45	58	49	712	122%
Program Attendance						
Children's Program Attendance	4,100	714	275	722	5,932	145%
Young Adult Program Attendance	1,000	52	25	170	1,333	133%
Adult Program Attendance	1,700	96	127	83	1,603	94%
Storytime Attendance	2,000	148	285	98	3,197	160%
Total Program Attendance	8,800	1,010	712	1,073	12,065	137%

NORTH MANKATO TAYLOR LIBRARY



COMMUNITY DEVELOPMENT

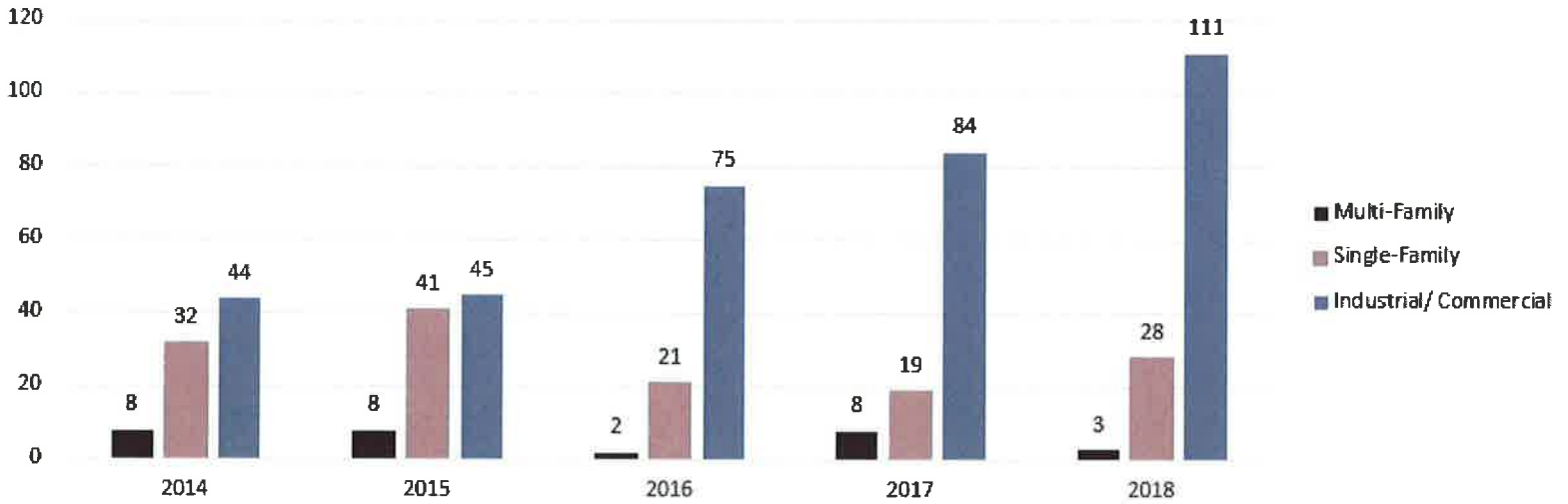
COMMUNITY DEVELOPMENT SUMMARY						
	YEARLY GOAL	THIS MONTH	LAST MONTH	LAST YEAR	YEARLY TOTAL	% YEARLY GOAL
Issued Building Permits						
Multi-Family	5	0	0	0	3	60%
Duplex	0	0	0	0	0	0%
Twin Homes	0	0	0	0	0	0%
Townhome/ Condo	4	0	0	0	1	25%
Apt/ Assisted Living	1	0	0	0	2	200%
Single-Family	25	0	0	0	28	112%
Residential (Garages, Roofing, Siding, Remodel, etc.)	1,100	60	77	57	1,060	96%
Other (Signs, Demolition, etc.)	25	1	2	0	23	92%
Industrial/ Commercial	65	6	9	2	111	171%
Number of Permits	1,220	67	88	59	1,225	100%
Number of Units	56	0	0	0	42	75%
Dollar Value	\$ 37,000,000	\$ 265,608	\$ 513,436	\$ 309,669	\$ 45,340,794	123%
Revenue	\$ 375,000	\$ 7,115	\$ 11,127	\$ 7,166	\$ 459,906	123%
Rental Licenses Issued	10	0	1	0	5	50%
Rental Inspections	150	8	15	8	183	122%
Inspections Conducted	2,250	164	285	174	2,331	104%
Plan Reviews Completed	200	7	27	4	234	117%
Code Letters Sent	24	0	3	6	25	104%
Code Cases Closed	17	1	3	4	20	118%
Levee Certification	1	1	1	0	3	300%
Planning Studies Underway	3	4	4	2	4	133%
Zoning Changes	5	0	0	0	2	40%
Annexation Requests	3	0	0	0	1	33%
CUP Requests	0	0	0	0	0	0%
PUD Requests	0	0	0	0	0	0%

Activities Beginning December 1

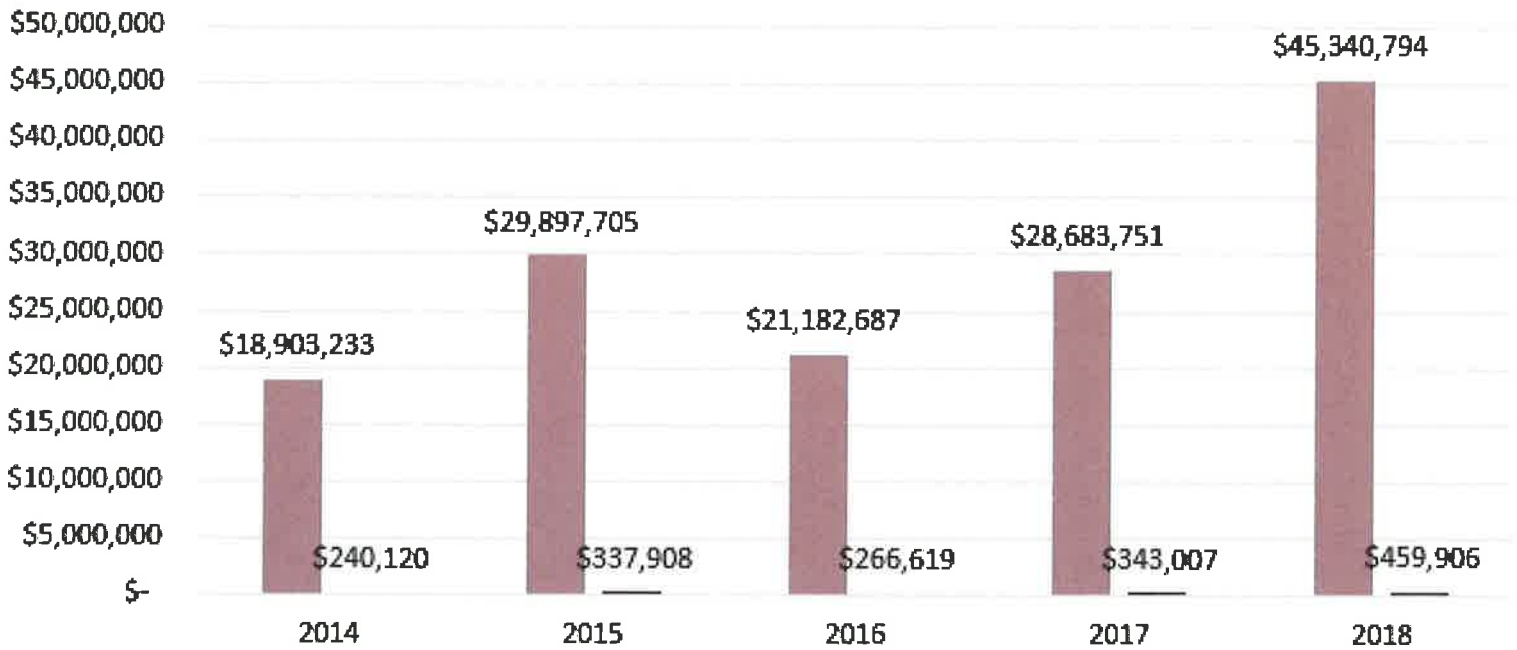
- Attended City Council meetings
- Opened 0 code enforcement cases and closed 1
- Worked on Short-Term Rental Ordinance
- Attended Planning Commission meeting
- Attended City Art Committee meeting
- Worked on HUD transition
- Attended REDA meeting
- Attended MAPO Policy Board meeting
- Met with Great River Energy staff
- Attended Commerce Drive public meetings
- Met with area landowners regarding utility extensions
- Met with new industry prospect

COMMUNITY DEVELOPMENT

Issued Building Permits



Dollar Value vs. Revenue

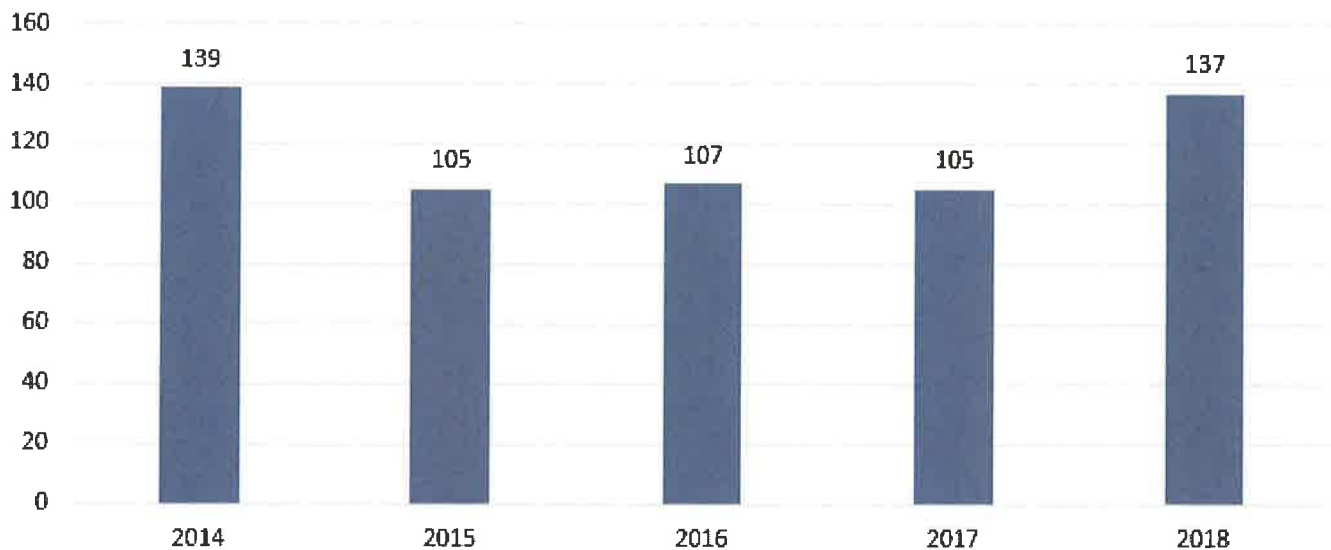


FIRE DEPARTMENT

FIRE DEPARTMENT SUMMARY

	4 YEAR TOTAL AVG.	THIS MONTH	LAST MONTH	LAST YEAR	YEARLY TOTAL	% 4 YEAR AVG.
Total Calls	114	13	12	14	137	120%
Mutual Aid	14	1	1	2	8	59%
Average Response Time	0:05	0:06	0:08	0:11	0:06	115%
Average Call Duration	0:53	0:45	1:49	1:50	0:55	105%
Average # Responders	17	15	16	17	19	110%

Total Calls



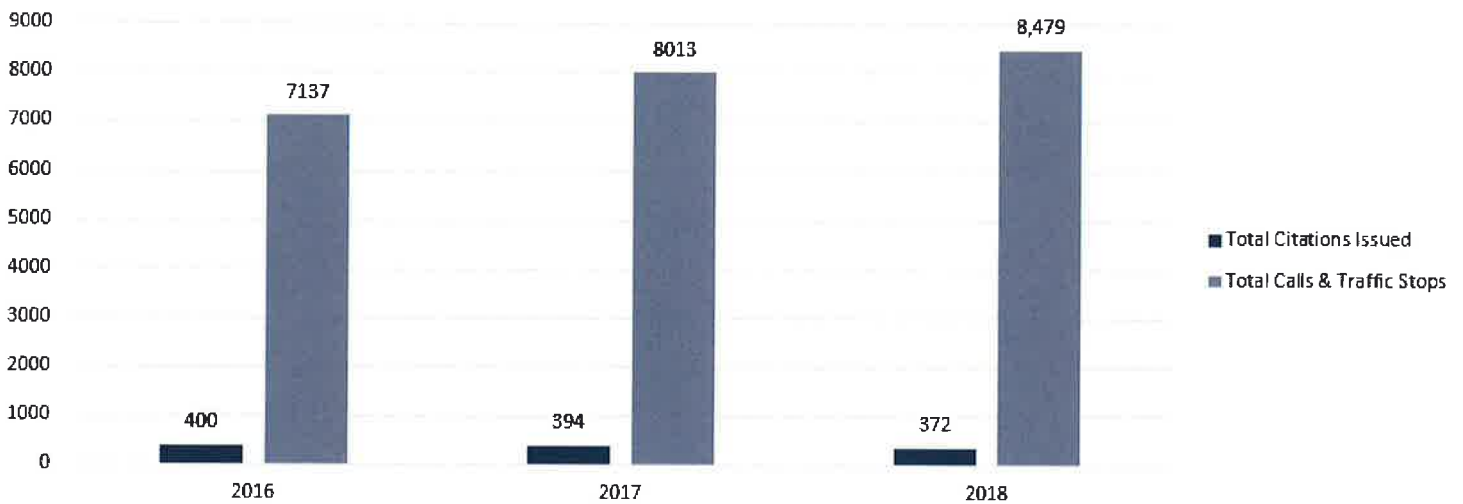
POLICE DEPARTMENT

POLICE DEPARTMENT SUMMARY

	2017 BENCHMARK	THIS MONTH	LAST MONTH	LAST YEAR	2018 TOTAL	% 2017 BENCHMARK
Total Citations Issued	394	25	33	29	372	94%
Total Calls & Traffic Stops	8,013	690	822	678	8,479	106%
Average EOergency Response TiOe	3.73	1.90	3.10	3.86	3.62	97%
Part One CriOes	219	5	15	18	152	69%
Part One CriOe Rate	0.14%	0.03%	0.11%	0.13%	0.09%	69%
Part Two CriOes	812	28	46	56	708	87%
Part Two CriOe Rate	0.50%	0.20%	0.34%	0.41%	0.44%	87%
Total CriOes	1,031	33	61	74	860	83%
Total CriOe Rate	0.64%	0.23%	0.45%	0.55%	0.53%	83%

Part One Crimes (Most severe) include: Rape, Robbery, Assault, Burglary, Theft, Arson, etc.

Part Two Crimes include: Fraud, Vandalism, Embezzlement, DUI, and all other offenses.



December Activities:

- Officers completed their annual Taser recertification
- Officers completed their annual Use of Force/De-escalation Strategies training
- Several officers completed various PATROL training courses

POLICE DEPARTMENT

Part 1 Crimes: 5

BURG 2-UNOCC RES NO FRC-U-UNK WEAP-COM THEFT	1
THEFT-1001-5000 DLRS FE-BLDG-OTHER PROPERTY	1
THEFT-500 OR LESS MS-PERSON-PROPERTY	1
THEFT-500 OR LESS MS-COIN MACHINE-MONEY	1
THEFT-500 OR LESS MS-MTR VEHICLE-OTH PROP	1
TOTAL	5

Part 2 Crimes: 28

ASLT 5-MS-INFLICT ATTEMPTS HRM-HANDS-ADLT-FAM	2
DOM ASLT-MS-INFLT BODILY HARM-HANDS-AD-FAM	1
DOM ASLT-STRANGLE-INFL BOD HRM-HNDS-ADLT-FAM	1
DRUGS-UNK CAT-SELLING-METHAM-UNK CHARACTER	1
DRUGS-DRUG PARAPH-POSSESS-UNK-UNK	1
CRIM AGNST FAM-UNK LVL-NEGLECT OF A CHILD	3
CRM AGNST FAM-UNK LVL-ENDANGER CHLD-UNK INJURY	1
CRM AGNST FAM-GM-MALIC PUNISH-OTH	1
TRAF-ACC-M-4TH DEG DWI-UI ALCOHOL-MV	1
CSC 5-NO CONSENT CONTA-ACQUAINT-18 OLD-M	1
LIQUOR-UNDERAGE CONSUMPTION 18-21	1
JUVENILE-RUNAWAY	2
MISTREATMENT OF ANIMALS-MISDEMEANOR	1
DISTURB PEACE-UNK-HARRASSING COMMUNICATIONS	2
DISTURB PEACE-MS-DISORDERLY CONDUCT	2
DISTURB PEACE-MS-PUBLIC NUISANCE	1
DISTURB PEACE-MS-HARRASSING COMMUNICATIONS	1
PROP DAMAGE-UNK LVL-PRIVATE-UNK INTENT	1
PROP DAMAGE-MS-PRIVATE-UNK INTENT	1
THEFT-FE-THFT BY SWINDLE TRICK-2501-19999	1
CRIM AGNST ADMN JUST-GM-OBST LEGAL PROCESS	1
CRIM AGNST ADMN JUST-MS-PROBATION VIOLATION	1
TOTAL	28

POLICE DEPARTMENT

December 2018 Total Calls for Service

Type	Sub Type	2018
911 Misc		26
Accident		24
Adult/Child Protection Reports		6
Agency Assist		14
Alarm		10
Animal Complaint		9
Assault (A)	NM Domestic Assault	2
	No Weapons	1
Assist		30
Civil Issue		3
Crim Sex (L)		2
Crimes Against Family (I)	Child Endangerment	1
	Child Neglect	3
	Malicious Punishment	1
Crimes vs Admin Justice (X)	NM Obstruct Legal Process	1
	NM Probation Violation	1
Disturb Peace/Privacy (N)	Harassing Communications	3
	NM Ordinance Violation	1
Domestic		10
Door/Window Found Open		2
Drugs (D)		2
DWI/Traffic (J)		1
Extra Patrol Request		5
Fed/Conserv/JV/Liquor (M)	Runaway	2
	UA Consume 18-21	1
Fed/Conserv/JV/Liquor (M)	Mistreating animals	1
Fire		8
Found	Animal	4
	NM Animal Impound	3
	Property	1
Funeral/Money Escorts		2
Home Accidents	Burn	1
	Fall	9
Lost	Person	2
Lost	Property	3
Medical	General medical	43
	Mental cases	2
	NM Intoxicated Party	4
	Sudden Death/Body Found	2
	Suicide threats	3

POLICE DEPARTMENT

Motorist Assist		19
Neighbor/Neighborhood Issues		1
Noise Complaint		4
Parking/OTP Complaints/Tire Chalking		40
Patrols		52
Permits	NM Permit to Acquire-Denial	1
	Permit to Acquire	11
POR Notifications		2
Property Damage (P)	NM Property Damage Private	2
Public Assist		31
Records		37
Residence Check Requests		4
Sign Repair/Roadway Obstruction		4
Solicitor/SCAM Complaints		5
Suspicious		31
Theft (T)	NM Theft from Building	1
	NM Theft from MV	1
	NM Theft from Person	1
	None Selected	1
Theft Related (U)	NM Theft by Swindle/SCAM	1
Traffic Complaints		17
Traffic stops		149
Transport		1
TZD/Safe and Sober		3
Vehicle Repossession		1
Warrant service/attempts		7
Welfare Check		14
Grand Total		690

STREET DEPARTMENT

STREET DEPARTMENT SUMMARY						
	YEARLY GOAL	THIS MONTH	LAST MONTH	LAST YEAR	YEARLY TOTAL	% YEARLY GOAL
Regular Maintenance (Units)						
Storm Cleanup (Events)	8	0	0	0	11	138%
Sewer Main Breaks/ Repairs (Events)	22	0	1	5	9	41%
Water Main Breaks/ Repairs (Events)	5	0	3	1	8	160%
Sewer Jetting (Linear Feet)	45,000	0	22,000	0	59,300	132%
Sewer Televising (Linear Feet)	45,270	0	10,000	1,270	40,460	89%
Concrete curb repair (Linear Feet)	250	0	30	0	445	178%
Snow Removal (Events)	8	3	3	3	15	188%
Sanding (Events)	8	6	3	3	18	225%
Crack Sealing (lbs)	5,000	0	0	0	5,500	110%
Seal Coating (Miles)	8	0	0	0	8	100%
Mill & Overlay (Miles)	2	0	0.00	0	1.85	93%
Patching/ Asphalt (Tons)	500	1	40		677	135%
Street Sweepings Hauled (Tons)	450	0	100	450	420	93%
Grass/Brush Hauled (Tons)	4,000	0	0	400	4,000	100%
Recycling (Tons)	1,404	198	137	0	1,757	125%
Organics Recycling (Tons)	24	3	3	2	35	146%
Solid Waste (Tons)	3,412	0	282	239	2,578	76%
Spring Clean Up (Tons)	346	0	210	0	420	121%

Street Projects for December:

Christmas Decoration Setup

Water and Sewer Connection at Warming House

Filter room demolition at spring lake park pool

Bells on Belgrade

(3) snow removal events

PARKS DEPARTMENT

PARKS DEPARTMENT SUMMARY

	YEARLY GOAL	THIS MONTH	LAST MONTH	LAST YEAR	YEARLY TOTAL	% YEARLY GOAL
Blvd and Park Trees Planted (By Contractor or staff)	10	0	0	0	218	2180%
Greenway Inspections (EA)	75	0	0	0	55	73%
Greenway Sprayed (EA)	25	0	0	0	9	36%
Greenway Mowing and Trimming (EA)	25	0	0	0	36	144%
Weed Inspections - Parks (EA)	63	0	0	0	42	67%
Weed Spraying Parks - EA (21 parks, 1 Application each Fall Season)	21	0	0	0	19	90%
Mowing - Acres (230 Acres mowed 1 Time per Week for 20 Weeks)	4,600	0	60	0	4,724	103%
Trimming - Acres (230 Acres trimmed every other week for 20 weeks)	2,300	0	0	0	2,090	91%
Tree Inspections (EA)	156	1	3	0	205	131%
Resident Call Outs (EA)	156	1	3	0	95	61%
Playground Inspections	40	0	0	0	8	20%
Playground Upgrades Completed	2	0	0	0	6	300%
Park Building and Structure Repairs/Painting	2	0	0	0	7	350%
Trees Trimmed	1,000	65	10	0	828	83%
Trees Removed	35	3	6	0	91	260%

Park projects in December:

Installation of Christmas Decorations

Bells on Belgrade

Prep for Anthony Ford Tournament

Rink Flooding

Annual Playground Inspections

Spring Lake Park Warming House Finishes

WATER & SEWER DEPARTMENT

WATER & SEWER DEPARTMENT SUMMARY

	3 YEAR TOTAL AVG.	THIS MONTH	LAST MONTH	LAST YEAR	YEARLY TOTAL	% 3 YEAR AVG.
Gallons Pumped from Wells	455.43	33.09	31.98	31.35	440.94	97%
Gallons Distributed from Plant						
Plant #1	108.97	9.16	8.41	7.79	108.00	99%
Plant #2	334.66	21.93	22.33	22.04	310.31	93%
Total	443.63	31.09	30.74	29.83	418.31	94%
Diff Pumped VS Distributed	12	2	1	2	23	192%
Main Lift Flow						
Main Lift #1	228.64	19.18	0.00	35.50	335.61	147%
Main Lift #2	260.74	21.69	40.70	0.00	212.92	82%
Total	489.38	40.87	40.70	35.50	548.53	112%
Mankato Meter Total Flow (MGD)						
Minimum	1.03	1.04	1.13	0.93	0.82	80%
Maximum	1.73	1.86	1.54	1.29	2.96	171%
Average	1.35	1.33	1.36	1.13	1.66	123%
Total	40.563	41.307	40.659	35.039	548.152	
Lift Station Flow (Pumping Hours)	5,732	515	464	398	6,163	108%
Storm Water Pumping Flow (Pumping Hours)						
Storm Water Station #1 - Sherman Corp	293	1	16	0	411	141%
Storm Water Station #2 - Wheeler Corp	98	0	21	0	157	160%
Total	390	1	37	0	568	145%
Other						
Utility Locates Completed	1,710	57	161	43	1,827	107%
Fire Hydrants Flushed	1,307	0	0	0	1,334	102%
Meters Replaced	44	1	1	0	28	64%
Gate Openings & Closings (Corp Stations)	4	4	0	0	12	277%
Main Breaks Repaired	6	0	1	0	6	100%
Shut Offs	384	0	33	0	340	89%

Water Project for December:

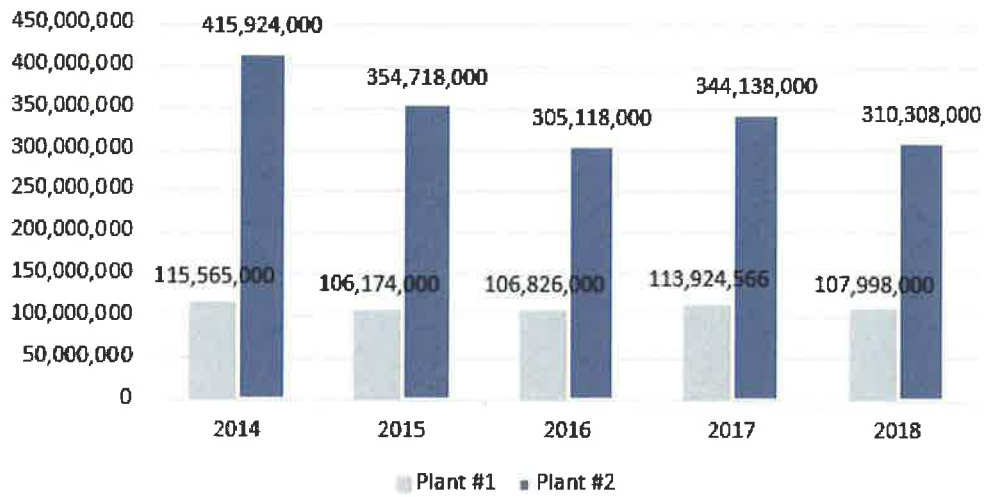
Lift Station Cleaning and Maintenance

Completion of Well #8 Maintenance Project

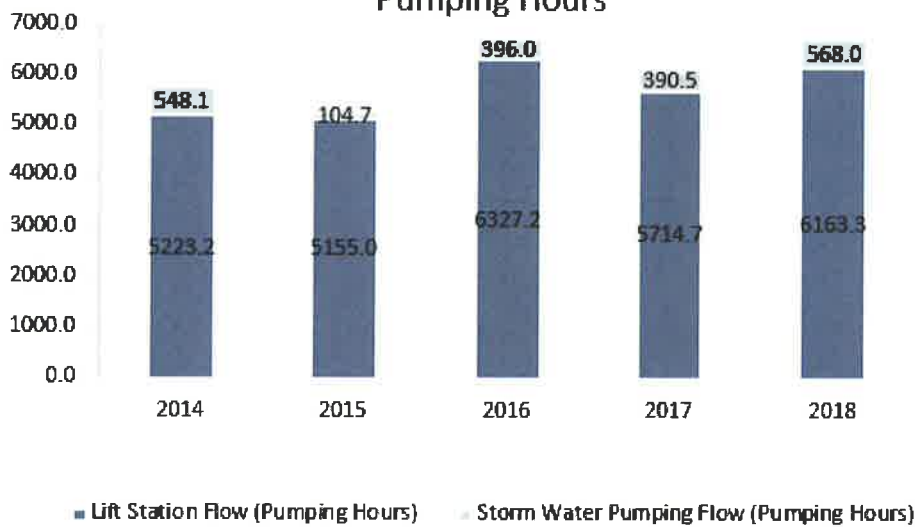
Spring Lake Park Warming House Finishes

WATER & SEWER DEPARTMENT

Gallons Distributed



Pumping Hours



Mankato Meter Total Flow (MGD)

